


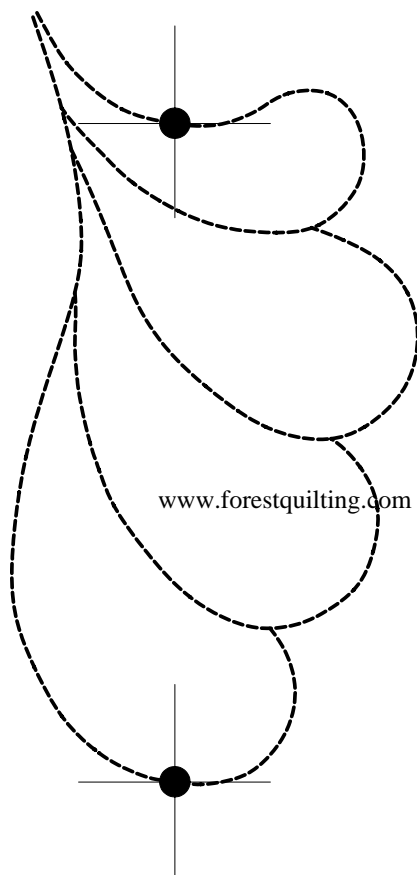

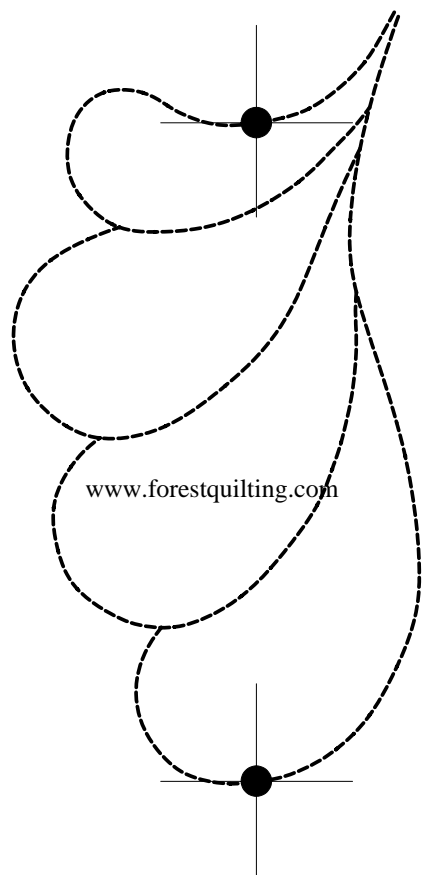
FOREST QUILTING

www.forestquilting.com

Feather Border 1 - Basic Motif

October 2007

Patrice Tinka Adams



FOREST QUILTING

www.forestquilting.com

Feather Border 1 - Basic Motif

October 2007

Patrice Trnka Adams

When you add the corners you will overlay and omit one inside feather from the basic motif design.

If the motif does not fit your space perfectly adjust by slightly increasing or decreasing space within the placement of the basic motif or corner. Once the quilt is done no one will notice the slight variations in the sizes of the feathers.

