

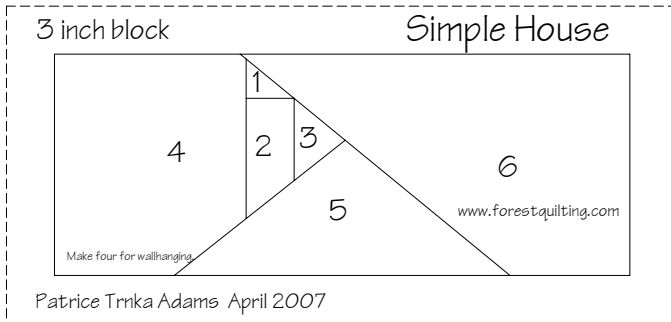
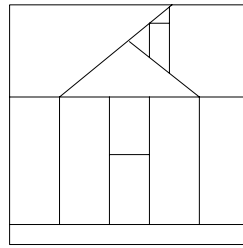
# FOREST QUILTING

www.forestquilting.com

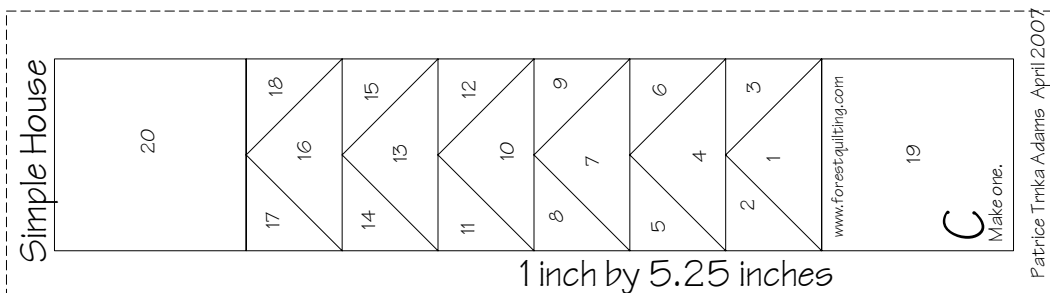
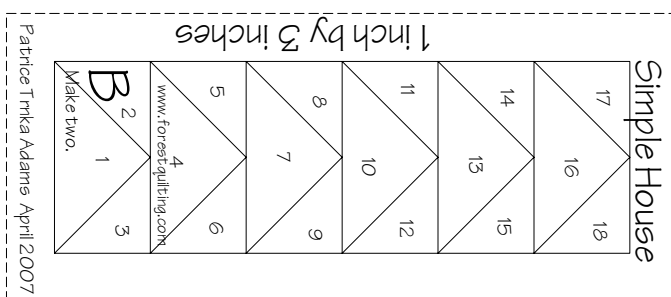
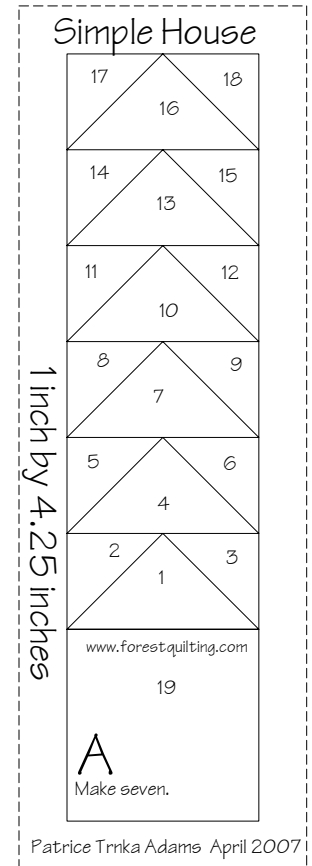
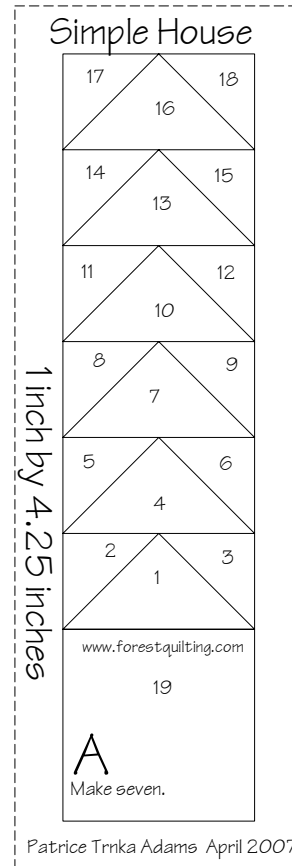
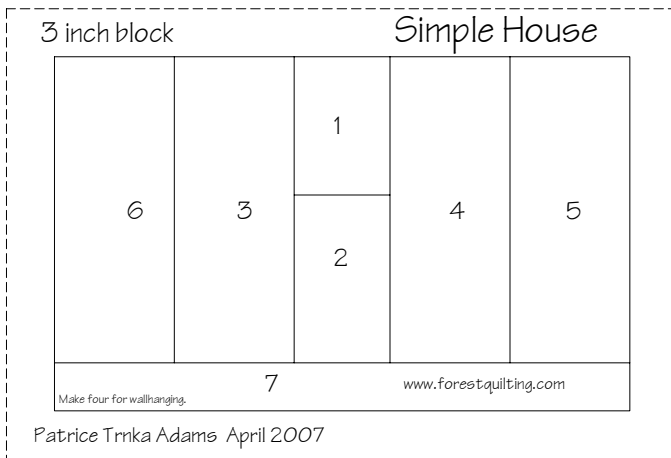
## Simple House

April 2007

Patrice Trnka Adams



3 inch house block for miniature wallhanging

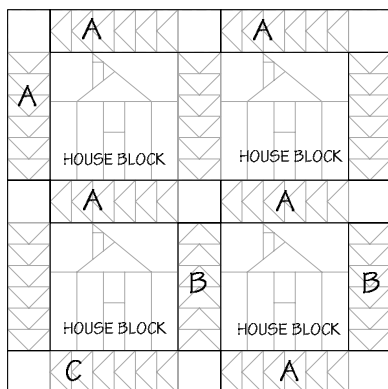


## Simple House

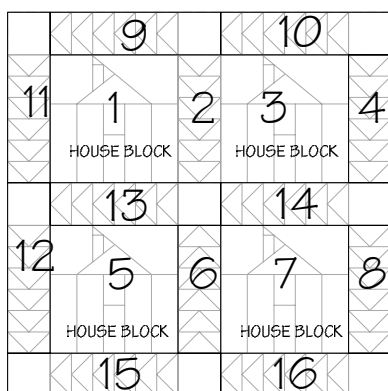
April 2007

Patrice Trnka Adams

3 inch house block for miniature wallhanging



Add quarter inch binding



Add quarter inch binding

- Sew 1, 2, 3, & 4 together.
- Sew 5, 6, 7 & 8 together.
- Sew 9 & 10 together.
- Sew 11 & 12 together.
- Sew 13 & 14 together.
- Sew 15 & 16 together.
- Sew Pieces (1,2,3,4), (9,10), (13,14) & (5,6,7,8) together as illustrated.
- Add Piece (11, 12).
- Complete by adding Piece (15, 16)



Simple House Miniature Wallhanging  
9.5 inches by 9.5 inches  
Three inch Simple House Blocks